





# Reception Home Learning - Week starting:6.7.20

Here are some activities for you to have a go at.  
Don't forget to take pictures of you and your work and upload them to Tapestry or send to the class email [westgreen.redclass@gmail.com](mailto:westgreen.redclass@gmail.com) so we can see all your brilliant work!

| Literacy   | Literacy  | Understanding the World  | Maths   | Maths   |
|--|---|--|---|---|
| <p>Watch the video of 'Tiddler' which is written by Julia Donaldson.</p> <p>What happens in this story? Where is it set (where does it happen)? What is similar to the other stories we have read?</p> <p>Draw a picture and write one or two sentences about your favourite part of the story.</p>                            | <p>Choose one of the characters from Tiddler.</p> <p>Draw a picture and write some sentences about them. What do they look like? What do they say? What do they do? For example:</p> <p>Tiddler is a small grey fish. He lives in the sea. He likes to tell stories</p>   | <p><a href="https://www.purplemash.com/">https://www.purplemash.com/</a></p> <p>Log in to purple mash Click on 'Weekly Activities' on the right hand side of the screen.</p>  <p>Click on 'Daily Activities' for 3 to 5 and try the activities in week 12</p>  | <p>Complete the Under the sea Subtraction and Addition puzzle.</p> <p>Use the numberline to help you (there is one on the first Sharing a Shell blog)</p>   | <p>Look at the Under the Sea Subtraction to 10 PPT.</p> <p>Complete the subtraction worksheet using the numberlines to work out your answers.</p>   |
| Expressive Arts and Design   | Expressive Arts and Design  | Expressive Arts and Design   | Understanding the World   | Understanding the World   |
| <p>Use scraps of coloured paper, magazines, and newspapers to create a collage of one of the characters from the story.</p> <p>What colours do you need to use? What shapes?</p>  <p><small>(C) mindful-meanderings.blogspot.com</small></p> | <p>Try making some puppets for the characters from Tiddler and have a go at telling someone else the story.</p> <p>You could draw the characters on paper and attach them to a stick, or make them out of junk modelling.</p>  | <p><a href="http://learnenglishkids.britishcouncil.org/node/1707/by_subject/1253?page=5%2C0%2C0%2C0">http://learnenglishkids.britishcouncil.org/node/1707/by_subject/1253?page=5%2C0%2C0%2C0</a></p> <p>Click the link above to listen to a song about the sea. Can you join in with the song? Can you move like the animals in the song?</p>  | <p><a href="https://www.bbc.co.uk/bitesize/clips/zmxqxb">https://www.bbc.co.uk/bitesize/clips/zmxqxb</a></p> <p>Watch the bitesize video and look at information PPT on animals from under the sea.</p> <p>What information have you found out about the animals?</p> <p>Try writing a sentence about one or more of the animals. For example:<br/>The fish is yellow.<br/>Hermit crabs do not have a shell.<br/>Anemone can sting.</p> | <p>PPT what creature is it?</p> <p>Look at the PPT. Discuss each animal with your grown up as it is revealed. What do you know about that creature?</p> <p>Try making fact cards for some of the animals.</p> |